



2019 Mid-Year Report January—June

1630 Victory Rd
Tustin CA 92782
714-935-6848
www.ocpetinfo.com



Letter from the Director

The numbers are in for the first half of 2019! We are excited to share what's going well (there's a lot), what is still challenging us, and what opportunities exist to help us be the best we can be!

On the dog side, we are certainly proud of our excellent 96% save rate! Despite this achievement, however, we do still have some significant challenges. Most notably, the big dogs that need training and socialization or that require a specialized type of home. As you can see in our data, we are still not able to safely place some of these dogs, and we still need more consistent and safe rescue options for the dogs that we do not have the resources to save. Additionally, while we strive to allow dogs in our care as much time as needed to find their forever home, we have a small group of dogs that have stayed at our shelter for *far* too long. While 95% of our dogs have been with us for less than 60 days, we have a small (5%) group of dogs that has been with us for longer than that. In addition to the dogs we cannot save yet, we need help with this group of "long stay" dogs so they can get out of our shelter and into loving homes quicker. While we know this is an area that all high-volume shelters are challenged with, we are determined to continue to seek solutions and partnerships in our efforts to promote public safety and lifesaving opportunities for this population of dogs.

Our Feline friends are really where we're moving the lifesaving needle (and where we're really being pushed to our limits)! We've sent 1,047 cats and kittens into loving foster homes this year! This is our primary way of saving the thousands of young kittens that have come into our shelter this year. As a result, we are always in need of more loving foster families to join our kitten foster program. So far this year, we have welcomed nearly 5,000 kittens and cats which is over 700 more than this time last year. This surge in cat numbers comes just as we have begun to earnestly attempt to develop and implement best practices for this vulnerable population of our shelter. While the challenge is significant, we are committed to working our tails off to create this much needed sustainable change. In the near future, we are hoping to develop partnerships and resources to tackle this problem at the source by targeting areas of high kitten/cat intake for proactive spay/neuter services. We're doing all we can to give every kitten and cat that comes to us a chance, and we hope to be able to add this proactive service in the future so we can hopefully reduce intake over time.

As you can see throughout this 6-month update, our staff and volunteers have been hard at work making our community a better place for pets and people. From our Field Services unit that is charged with keeping our 4-legged and 2-legged residents safe, to our clinic, kennel, community outreach, and customer service staff that provides expert care to our pets and our customers, and our administrative staff that keep us all going, we truly have a team that is committed to be the best!

Orange County, all of the success we've achieved this year would not be possible without YOU! Our adopters, fosters, rescue partners, volunteers...our COMMUNITY! The incredible care and lifesaving that has taken place this year is only possible if the shelter and the community work together, and we're certainly doing that! Our continued growth and future success are just as dependent on the involvement of our community, so please continue to adopt, rescue, foster, volunteer, donate, and advocate on our behalf. And please wish us luck for a successful second half of 2019!

Mike Kaviani

2019 Highlights



JANUARY

2018 Statistics released demonstrating an almost 10% increase in dog & cat save rate compared to 2017



FEBRUARY

Held the Annual Volunteer Recognition Luncheon

Launched our Guardian Foster Program with the beginning of Kitten Season



MARCH

Celebrated the one year anniversary of moving into our new facility



APRIL

Held our 1st Emergency Bottle Baby Training for Kittens



MAY

140+ Dogs Rescued from a Suspected Hoarding Case
Awarded the Golden Hub by NACO for the Rescue Track Program



JUNE

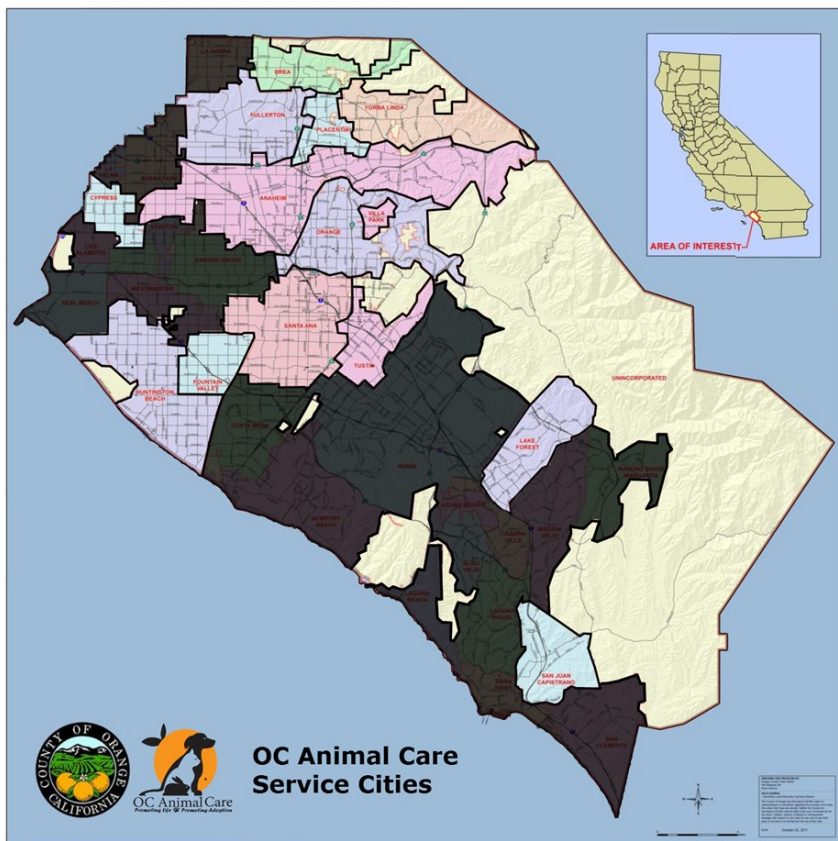
Welcomed our community to our Annual Pet Fair; first ever in our new facility

Our Mission


Provide refuge and care for animals, foster the human-animal bond, and promote safety in our community

Our Community

Est. Population
1,767,900



Anaheim	351,000
Cypress	49,000
Fullerton	140,000
Huntington Beach	201,000
Lake Forest	85,000
Placentia	52,000
San Juan Capistrano	36,000
Villa Park	5,900
Brea	43,000
Fountain valley	56,000
Orange	139,000
Santa Ana	333,000
Tustin	80,000
Yorba Linda	68,000
Unincorporated Areas	129,000




Our Team



Animals Welcomed

January—June
2019

DOGS	2,307
CATS	3,017
OTHER	2,040
<hr/>	
TOTAL	7,364



Types of Intake Dogs & Cats

	DOGS	CATS
Stray	2,132	4,308
Relinquished by Owner	286	162
Confiscated Pets (Bite or cruelty investigations or disaster related impounds)	494	137

Animals Sent Home



January—June 2019

ADOPTIONS	3,167
RETURN TO OWNER	1,176
RETURN TO WILD	79
TRANSFER	2,317
<hr/>	
TOTAL	6,739

Length Of Stay For Dogs

TOTAL DAYS	TOTAL DOGS	%
1-14 Days	2,442	80%
15-59 Days	452	15%
60+ Days	153	5%



Volunteers

Volunteers provide invaluable support to the daily operations of our facility. Volunteers hold various duties including; animal socialization, laundry, kitten nursery cleaning and feeding, greeter desk lead, small dog play group lead, administrative duties and much more.



220

Active Volunteers

10,791

Hours Contributed



Foster Program

The foster Program at OC Animal Care provides temporary care for orphaned underage pets as well as special needs animals who need focused care during recovery

1,694

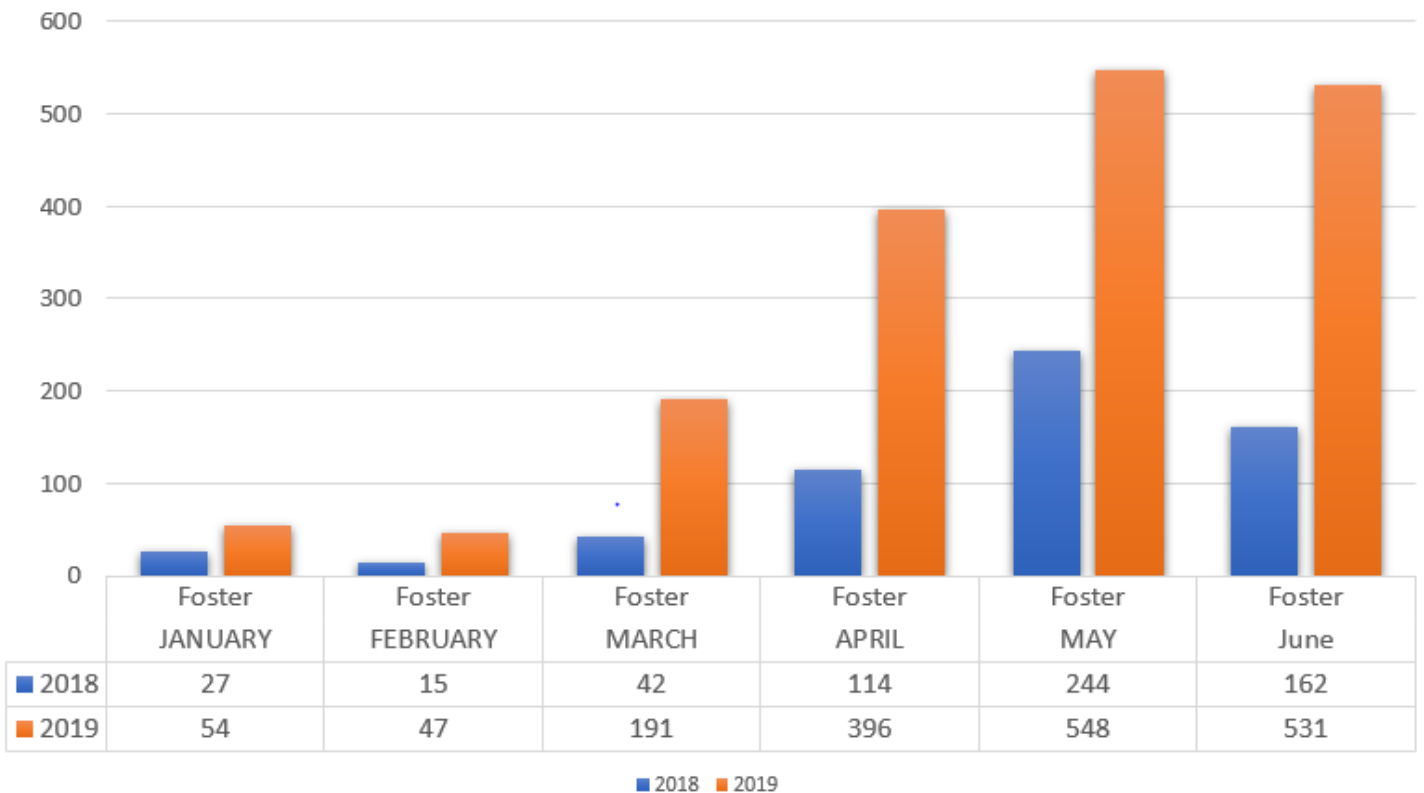
Pets to Foster

402

Foster Homes



Animals Fostered



Medical Pets Program

Noble Friends
FOUNDATION



The Medical Pets Program works with the Noble Friends Foundation to raise funds for specialized veterinary care provided for stray animals. This program helps care for shelter pets with serious medical needs and partners with foster homes to provide focused care during recovery.

12

Medical Pets

Charlie

Charlie arrived at OC Animal Care suffering from severe ulcers in both eyes. He was sent to one of our specialty partners who were able to save both of his eyes. He is currently in a loving foster home recovering and preparing to find his forever home.



Rescue Partners



216

Rescue Partners

702

Pets to Rescue



Rescue Spotlight

Lionel's Legacy

Lionel's Legacy held their second Oldies But Goodies Challenge and worked with OC Animal Care to help six senior dogs with medical needs. We are grateful to all of our rescue partners who have a loving place in their hearts for our special needs shelter pets.

Field Services

776

Cruelty Investigations

650

Barking Dog Hearings

103

Vicious Dog
Investigations

145

Business Licenses
Processed

71

Animal Permits
Processed

16,722

Field Activities



Shelter Services

15,893

Transactions Processed
(Adoptions, Redemptions, Licensing etc.)



3,436

Surgeries Performed




Looking Forward...



**Focused outreach for long stay
shelter pets**



**Additional options for our large
adult dogs**



**Increased community
partnerships to promote
adoption and outreach
programs**

The Numbers



Shelter Animals Count National Shelter Statistics Project Data Matrix January 1, 2019 through June 30, 2019

SPECIES BY AGE		DOG		CAT			ALL				
		ADULT	JUVENILE 0-5 Months	ADULT	JUVENILE 0-5 Months	TOTAL					
INTAKE	A	BEGINNING SHELTER COUNT: 01/01/2019			177	14	73	15	279		
	B	Stray/At Large			1,964	168	1,541	2,767	6,440		
	C	Relinquished by Owner			267	19	115	47	448		
	D	Owner Intended Euthanasia****			22	0	2	0	24		
	E	Transferred in from Agency			0	0	0	0	0		
	F	Other Intakes (Includes Confiscates resulting from bites or cruelty investigations and Disaster related impounds)			445	49	100	37	631		
	G	TOTAL LIVE INTAKE (B+C+D+E+F)			2,698	236	2,934	1,758	2,851	4,609	7,543
	H	ADJUSTED TOTAL INTAKE (G-D)			2,676	236	2,912	1,756	2,851	4,607	7,519
	LIVE OUTCOMES	I	Adoption			1,265	155	449	1,009	2,878	
J		Returned to Owner			1,064	23	75	5	1,167		
K		Transferred to another Agency			173	23	185	506	887		
L		Returned to Field (TNR Program)			0	0	758	30	788		
M		SUBTOTAL: LIVE OUTCOMES (I+J+K+L)			2,502	201	2,703	1,467	1,550	3,017	5,720
OTHER OUTCOMES	N	Died in Care			8	2	21	125	156		
	O	Lost in Care			0	1	5	1	7		
	P	Shelter Euthanasia			62	5	203	330	600		
	Q	Owner Intended Euthanasia****			22	0	2	0	24		
	R	SUBTOTAL: OTHER OUTCOMES (N+O+P+Q)			92	8	100	231	456	687	787
	S	TOTAL ASILOMAR OUTCOMES (M+P)			2,564	206	2,770	1,670	1,880	3,550	6,320
T	ENDING SHELTER COUNT: 06/30/2019			282	24	126	330	762			
ASILOMAR LIVE RELEASE RATE/PERCENTAGE (I+J+K+L)/S*		97.58%	97.57%	97.58%	87.84%	82.45%	84.99%	90.51%			
SAVE RATE/PERCENTAGE M/(M+R)**		96.45%	96.17%	96.43%	86.40%	77.27%	81.45%	87.91%			
		Adult Dogs	Juvenile Dogs	All Dogs	Adult Cats	Juvenile Cats	All Cats				

These results were verified by an independent statistical consultant

*Live release rate was calculated by dividing the Live Outcomes by the Total Asilomar Outcomes. Note that owner surrender for euthanasia (owner intended euthanasia) and died/lost in care were removed from totals per the Asilomar accords formula.

**Save rate includes animals surrendered for euthanasia as well as animals which were lost or died in care.

****Proof of animal suffering impacting life quality or aggressive behaviors presenting a risk to public safety are required by owners requesting this service.